



The Q.staxx product series was designed for demanding measuring operations in industrial measuring and testing environments: Dynamic signal acquisition, inputs and outputs for all types of signals, inputs and outputs electrically isolated, multiple channel solutions with high packing density and intelligent signal conditioning.

The system is based on the Q.bloxx measuring and I/O module technology. The technical data is therefore the same as the specifications given in the data sheets for the Q.bloxx modules.

Just as the Q.bloxx modules, the Q.staxx units can be connected to a Q.gate or Q.pac test controller. Data is exchanged between the test controller and automation level via TCP/IP or using the EtherCAT, Profibus-DP or CANopen fieldbus systems.

The sturdy Q.staxx modules are particularly suited for pallet systems. Specimens can be prepared to the greatest extent in the preparation room to reduce set-up times and therefore high testing bench costs. This allows the sensors to be connected to the measuring system and the fieldbus connected to the modules so that an initial function check can be performed outside the testing room.

The specimen including measuring system is moved into the testing room on a pallet ready for operation, so that it is only necessary to connect the power supply and fieldbus to the measuring system.

Example:

Channel section with 8 plug-in slots,
equipped with

Q.staxx A104


for 8 thermocouples,

Q.staxx A108

for 8 voltage inputs 10 kHz

Q.staxx A107

for 4 universal inputs 10 kHz



The most important facts:


- **Measuring and I/O modules for all common process signals**
Capture of electrical, thermal and mechanical values, I/Os for analog and digital signals
- **Compact robust design**
e.g. 4 universal channels (voltage, current, resistance, Pt100, TC, potentiometer, bridge) in one sturdy metal housing.
- **Synchronized, local signal capture**
- **Sockets and attachment housing Protection Category IP65**
Protection category depending on connector selected
- **Flexibility in selection of I/O connectors**
TCK, BNC, 8 pin DIN, D-Sub and others
- **Modules can be plugged in at any point**
System expansion possible at any time
- **Modules can be cascaded on a number of channel sections**
from small units right up to comprehensive systems
- **Can be connected to test controller**
e.g. Q.gate or Q.pac
- **Electrical isolation**
between I/O signals, power supply and interface
Insulation voltage 500 VDC
- **Electromagnetic compatibility**
in compliance with EN 61000-4 and EN 55011
- **Power supply 10...30 VDC**
- **Can be plugged into Han 16 A®**
Flange socket, 16 pin, Protection Category IP65,
Channel section included as accessory



Q.staxx








Robust Measuring and I/O Modules for Pallet Systems

Rear View, Dimensions



The specified dimensions apply without input and output connectors on the front of the unit.

Module Function and Connection

Universal measuring module Q.staxx A101	2 universal inputs, 100 kHz per channel, digital I/Os 4 x Binder connectors, series 423, 8 pol. DIN screwable	
Universal measuring module Q.staxx A107	4 universal inputs, 10 kHz per channel 4 x Binder connectors, series 423, 8 pol. DIN screwable	
Module with thermocouple inputs Q.staxx A104	8 Thermocouple inputs 100 Hz per channel 8 x MiniTCx	
Module with voltage inputs Q.staxx A103	8 Voltage inputs 100 Hz per channel 8 x BNC	
Module with voltage inputs Q.staxx A108	8 Voltage inputs 10 kHz per channel 8 x BNC	
Module with voltage outputs Q.staxx A109	4 analog outputs 100 kHz, V/I configurable, 100 kHz, digital I/Os 8 x BNC	
Digital measuring module Q.staxx D101	8 Digital inputs and 8 digital outputs, status, counter, frequency, PWM 4 x Binder connectors, series 423, 8 pol. DIN screwable	
Module details are the same as the Q.bloxx series.		

Housing

Material	Cast aluminum
Dimensions (W x H x D):	(45 x 120 x 113) mm
Weight	Approx. 700 g
Type of installation	Flange, type Han16 A, 16 pin socket IP 65

Valid from February 1st, 2010. Specification subject to change without notice.
DB_Q.staxx_E_10.doc